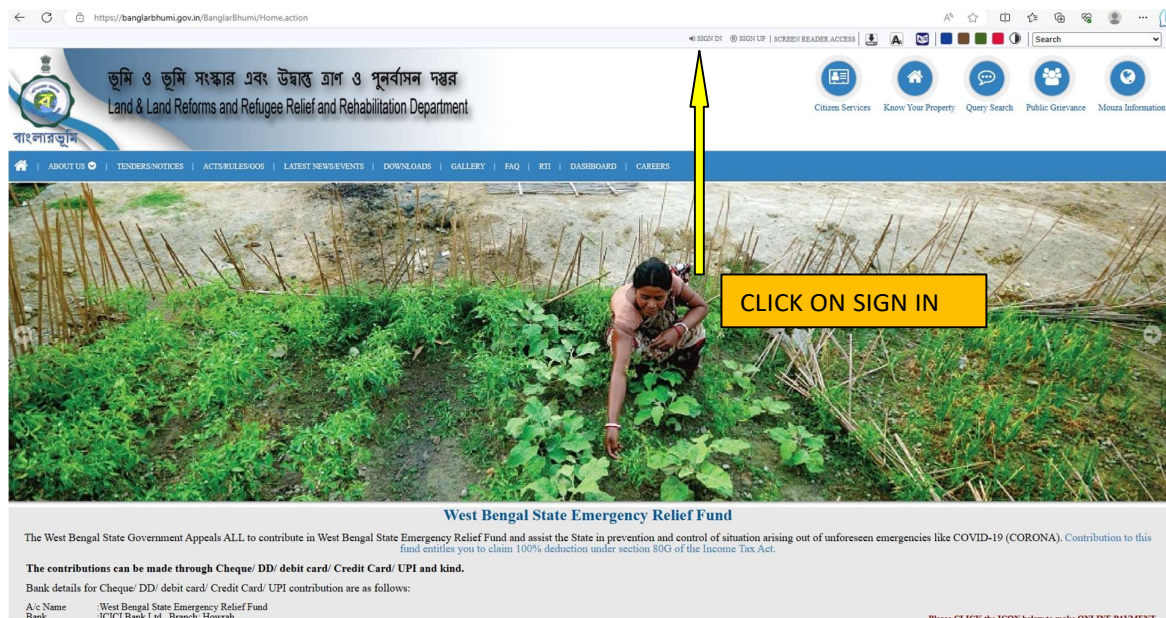


SOP-to apply for Plot Information and copy of R.O.R

Step-1:-Visit website www.banglarbhumigov.in



Step-2:-Click on Sign In



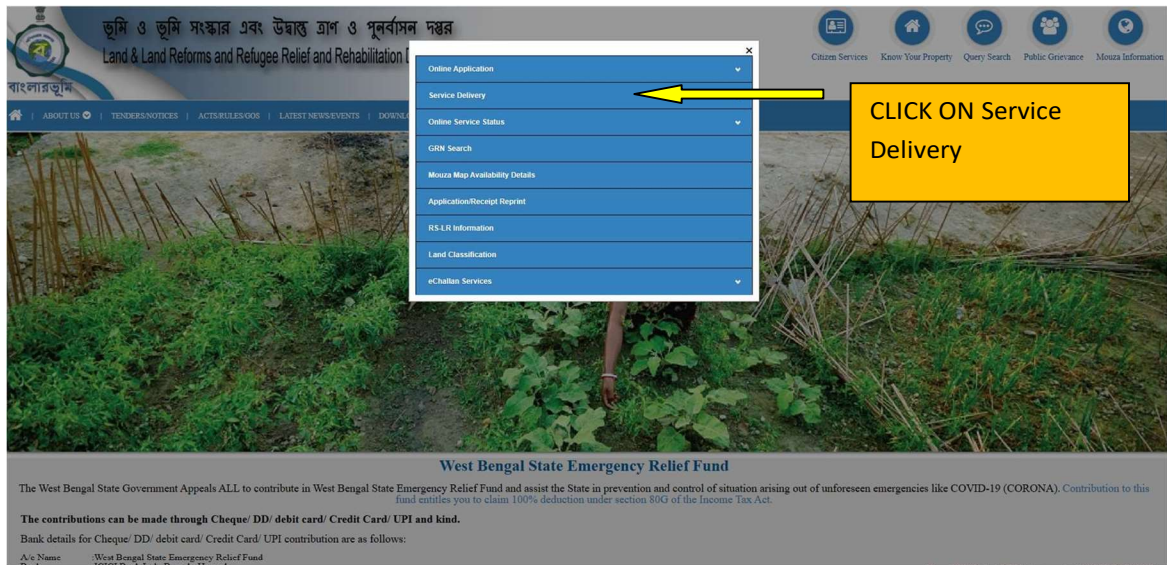
Step-3:-Put USER ID and Password and log into account.



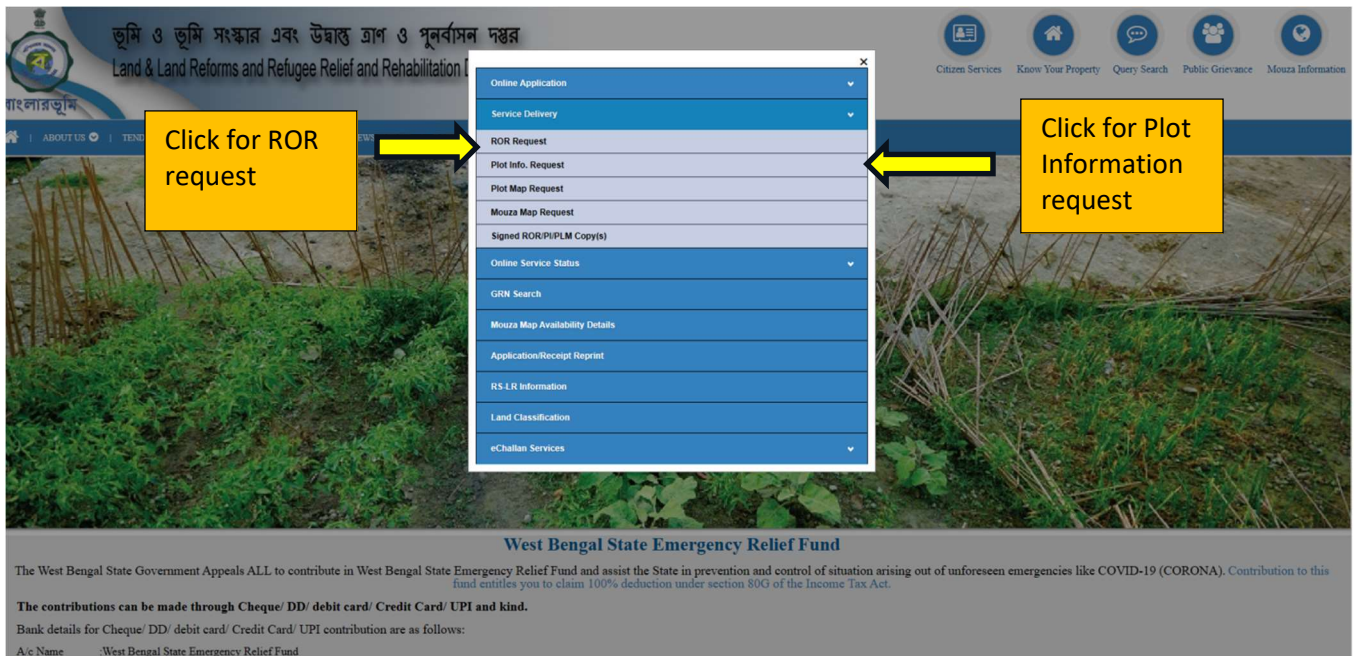
Step-4:-Click on Citizen Services.



Step-5:-Click on Service Delivery



Step-6:-Click on P.I request/ROR request(As per requirement)



Step-7:-Select District, Block, Mouza. Then put plot no (For P.I),Khatian no(For ROR),name and address and then click on calculate fees.

REQUEST DETAIL

District: [01] BANKURA Block: [01] BANKURA - I Mouza: [055] Gouripur

Khatian No.: 12

First Name: Baba Last Name: Das

Address: Bakura Address 2: Address 3:

Type The Characters Shown: GT584C GT584C

Calculate Fee Exit

Enter all details

Click on Calculate Fees

Put Captcha

Step-8: Note the application number generated for future use. Choose payment gateway (GRIPS/Net Banking/Debit Card/Counter Payment).Click on continue.

REQUEST DETAIL

District: [18] UTTAR DINAJPUR Block: [01] CHOPRA Mouza: [065] Paschim Ansharghar

Khatian No.:

First Name: Last Name: Guardian Name:

Address: Address 1: Address 2: Address 3:

Type The Characters Shown: B1XL87

Calculate Fee Exit

Application No: ROR20230402000126

No. of Pages: 1

Process Fee: 20

Proceed Payment through GRIPS: ☐ netBanking ☐ Counter Payment ☐ Debit Card ☐ SBI Epay

Continue

Application No

Click on Continue

Step-9:-Note the amount to be paid. Click on Continue.

 ভূমি ও ভূমি সংস্কার এবং উদ্ধার ত্রাণ ও পুনর্বাসন দপ্তর
Land & Land Reforms and Refugee Relief and Rehabilitation Department

[ABOUT US](#) | [TENDERS/NOTICES](#) | [ACTS/RULES/COS](#) | [LATEST NEWS/EVENTS](#) | [DOWNLOADS](#) | [GALLERY](#) | [FAQ](#) | [RTI](#) | [DASHBOARD](#) | [CAREERS](#)

PAYMENT THROUGH GRIPS

Dept. Reference No.	0512023040205230
Head Of Account	0029-00-800-029-27
Amount	20
Period From	Sat Oct 07 12:38:11 IST 2023
Period To	Sat Oct 07 12:38:11 IST 2023

[Continue](#)

Note:
Please note down Transaction Id. and Govt. Reference No. (GRN) from GRIPS Portal before proceeding towards actual Payment.
In Case of any Online Payment (Netbanking/Debit Card), if no response returns to banglarbhumr website, refer the following steps:
For Any Service:
Please use "Citizen Service" > "GRN Search" Menu
Provide GRN No. and Application No. (Transaction Id of GRIPS) to verify your payment.
Also Note That:
GRN search will be available for a particular GRN upto expiry of one month only from the date of application.
[In Case of any Transaction failure between Bank and GRIPS, please refer to instructions at GRIPS Portal]

Click on continue

Step-10:-Confirm the amount to be paid.Tick Verified and Checked box.Then Click on Next.

1. Land & Land Reforms and Refugee Relief & Rehabilitation → ₹20

Department Details

Organization Type	Organization Name	User Type	1
Government	Land & Land Reforms and Refugee Relief & Rehabilitation		
Online Payment	Ref. No.	Identification No.	Frequency of Payment
	0512023040205230	ROR20230402000126	
Period From	Period To	Remarks	In Favour Of
07/10/2023	07/10/2023	ROR/Plot Info/PLot Map/Mouza Map/RS Map Request Fee Paid Online Through GRIPS	Land Records

Service and Tax Details

Subservice Name	HoA Description	Head of Account	Amount
Certified Copies of ROR Plot Information and Plot Map	Certified Copies of ROR Plot Information and Plot Map	0029-00-800-029-27	20

TOTAL ₹20

Rupees Twenty only

☒ Verified and checked

[NEXT](#)

Click on Next

You must complete this step in 4 minutes 30 seconds.

Step-11:-Select Payment Method and click on Next.

The screenshot shows the GRIPS 2.0 Payment interface. The top navigation bar includes the logo, a search bar, a login button, and the text "Finance Department Government of West Bengal". The main content area is titled "Payment" and shows a progress bar with three steps: 1. Review and Confirmation, 2. Payment Mode and Bank Selection (current step), and 3. Transaction Details. A purple banner indicates a time limit: "You must complete this step in 4 minutes 39 seconds." Below the banner, there are two dropdown menus: "Payment Mode *" with "Online Payment" selected, and "Bank *" with "BANK OF INDIA" selected. At the bottom of the form, there are "BACK" and "NEXT" buttons. A yellow arrow points to the "NEXT" button, and a yellow box with the text "Click on Next" is positioned next to it.

Step-12:-Note the GRN No and Click on OK.

The screenshot shows the GRIPS 2.0 Payment interface after a successful transaction. A "Success" dialog box is displayed in the center, containing the following text: "Your transaction has been processed. Please note the following details for future reference: GRIPS Payment ID: 071020232024957292 Government Reference Number (GRN) for individual payments within transaction: 1. 192023240249572931 You can dismiss this dialog and review these details before paying. Registered users will also find these details in their transaction history upon login." Below the dialog box, there is a table with the following details: "Transaction Details", "GRIPS Payment ID", "071020232024957292", "07/10/2023 12:48:10", "Payment Mode", "Online Payment". A yellow arrow points to the "GRN Number" (1. 192023240249572931) in the dialog box, and a yellow box with the text "GRN Number" is positioned next to it. Another yellow arrow points to the "OK" button in the dialog box, and a yellow box with the text "Click on OK" is positioned next to it.

Step-13:- Click on Pay now.

1. Land & Land Reforms and Refugee Relief & Rehabilitation →

₹20

GRN Details

GRN	Organization Type	Organization Name	User Type
192023240249572931	Government	Land & Land Reforms and Refugee Relief & Rehabilitation	
1	Online Payment	Ref. No.	Identification No.
		0512023040205230	ROR20230402000126
Frequency of Payment	Period From	Period To	Remarks
	07/10/2023	07/10/2023	ROR/Plot Info/PLot Map/Mouza Map/RS Map Request Fee Paid Online Through GRIPS
In Favour Of			
Land Records			

Service and Tax Details

Subservice Name	HoA Description	Head of Account	Amount
Certified Copies of ROR Plot Information and Plot Map	Certified Copies of ROR Plot Information and Plot Map	0029-00-800-029-27	20

TOTAL

₹20

Rupees Twenty only

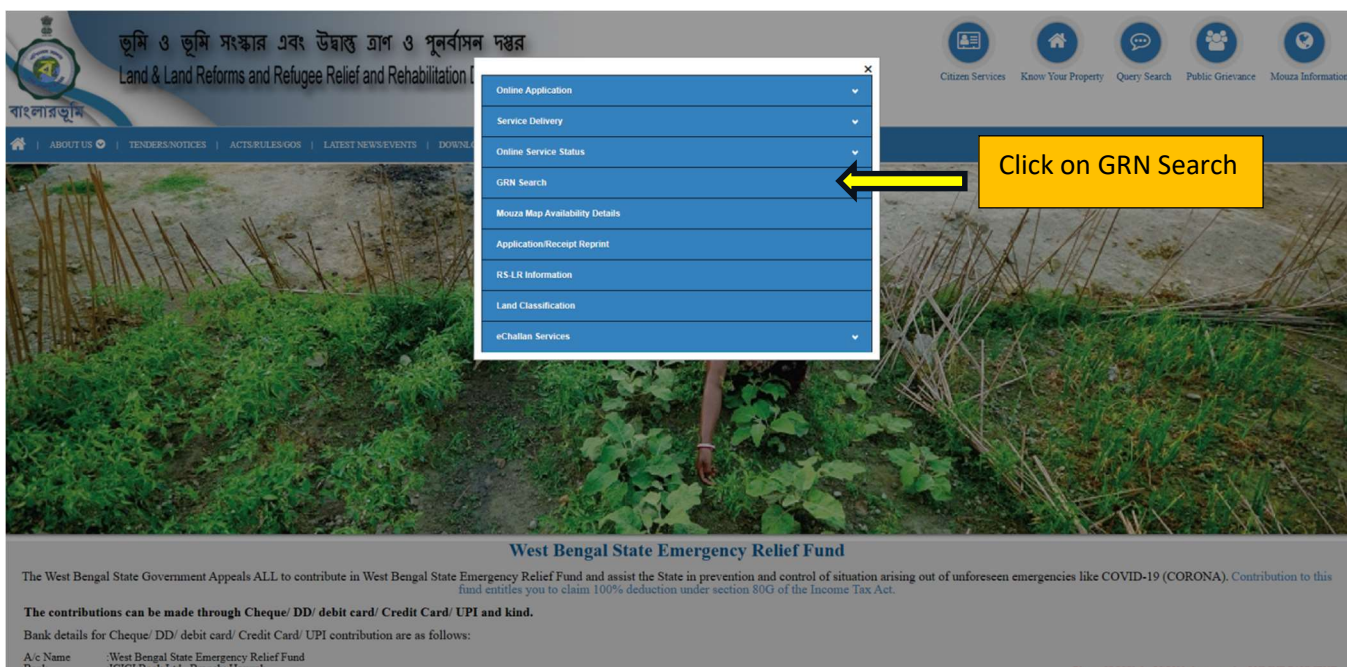
You must complete this step in 2 minutes 4 seconds.

CANCEL

PAY NOW

Click on Pay Now

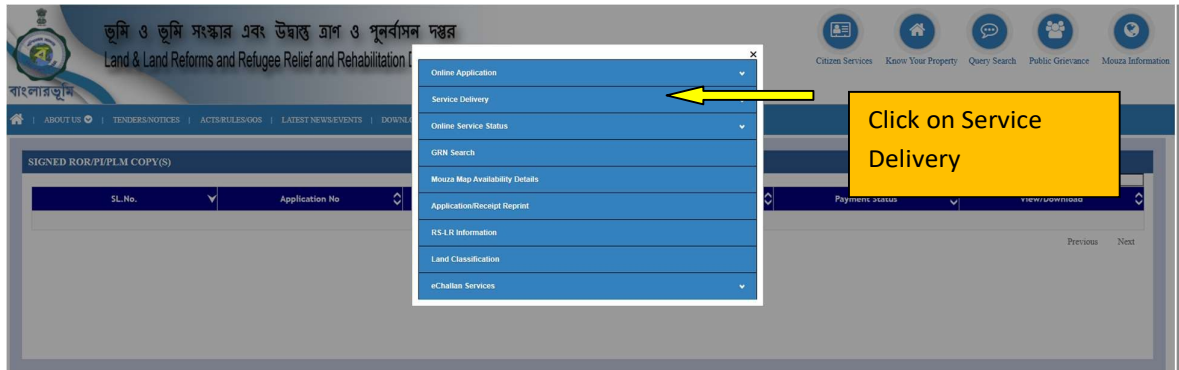
Step-14:-Go to Citizen Services and click on GRN Search.



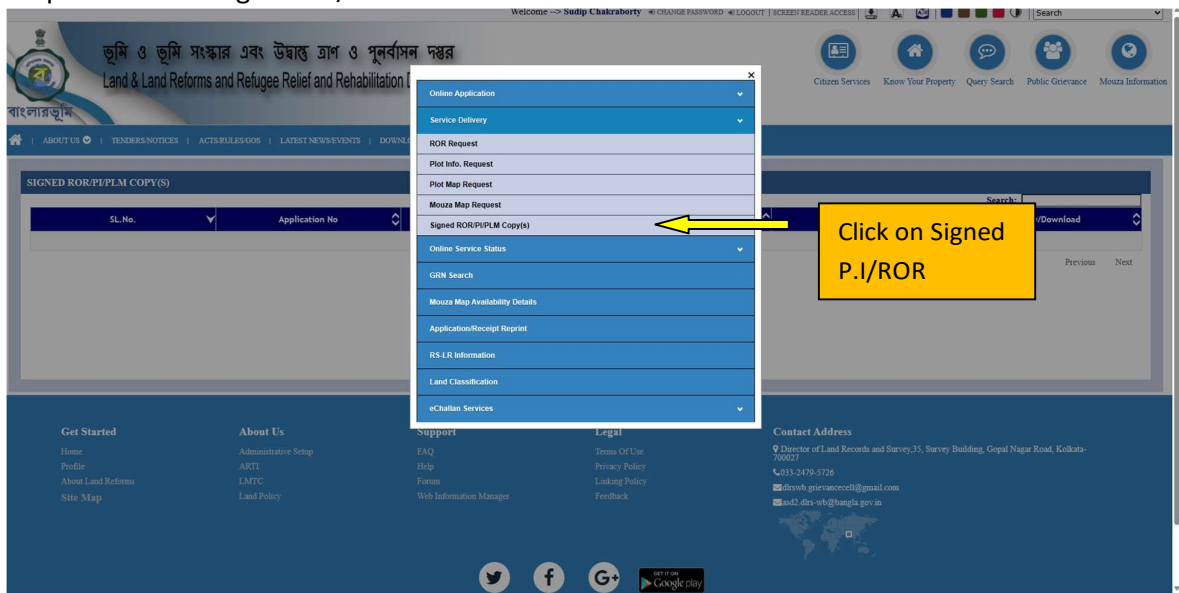
Step-15:-Choose Request type i.e. P.I Request/ROR Request. Fill all details (GRN No, Application No and put Captcha) and click on Submit. Details will be populated download pdf(Paid Challan of requisite fees).

The screenshot shows the "GRIPS PAYMENT DETAILS" form. At the top, there are disclaimers: "GRN search will be available for a particular GRN upto expiry of one month only from the Date of Application." and "Certified Copy, P.I, PLM will be available for one month from date of first download." Below this, a red note states: "Digitally Signed ROR Or Plot Information Can Be Best Viewed in Adobe Acrobat Reader 10. Check your popup blocker. Popup should not be blocked". The form fields are: "Request Type" (dropdown menu showing "ROR/PI/MAF"), "Enter GRN No." (text box with "192023240275653042"), "Application No." (text box with "ROR20230101037303"), and "Enter Captcha" (text box with "643TW9" and a captcha image). A yellow arrow points to the "Submit" button, with a yellow box containing the text "Click on Submit". Another yellow arrow points to the "Enter Captcha" field, with a yellow box containing the text "Enter Captcha". A large yellow box on the right contains the text "Choose request type. Put GRN No, Application No." and "Application Fee". An "Exit" button is located at the bottom right.

Step-16:-Click on Citizen services.Then Click on Service Delivery



Step17:-Click on Signe dP.I./ROR



Step-18:-Digitally signed P.I./ROR will be displayed in the list once signed and sent by concerned BL&LRO. Click on download to get pdf copy of PI/ROR.

